



# ***ALTV244 Series CCTV Power Supplies***

## ***Installation Guide***

### ***Models Include:***

- ***ALTV244***
  - ***24VAC @ 4 amp (100VA)  
or 28VAC @ 3.5 amp.***
  - ***Four (4) Fuse Protected  
Outputs.***
- ***ALTV244CB***
  - ***24VAC @ 4 amp (100VA)  
or 28VAC @ 3.5 amp.***
  - ***Four (4) PTC Protected  
Outputs.***
- ***ALTV244175***
  - ***24VAC @ 7.25 amp (175VA)  
or 28VAC @ 6.25 amp.***
  - ***Four (4) Fuse Protected  
Outputs.***
- ***ALTV244175CB***
  - ***24VAC @ 7.25 amp (175VA)  
or 28VAC @ 6.25 amp.***
  - ***Four (4) PTC Protected  
Outputs.***
- ***ALTV244300***
  - ***24VAC @ 12.5 amp (300VA).  
or 28VAC @ 10 amp.***
  - ***Four (4) Fuse Protected  
Outputs.***
- ***ALTV244300CB***
  - ***24VAC @ 12.5 amp (300VA).  
or 28VAC @ 10 amp.***
  - ***Four (4) PTC Protected  
Outputs.***

### **Overview:**

These Altronix CCTV Power Supplies provide 24VAC or 28VAC distributed via four (4) fuse or PTC protected outputs for powering CCTV Cameras, heaters and other video accessories.

### **Four (4) Output ALTV244 Reference Chart:**

| Altronix Model Number | Total Output Current (Power) | Output Voltage | Number of Outputs | PTC Protected Outputs | Fuse Protected Outputs | Output Current (max per output) | Main Fuse Ratings | 115VAC 50/60Hz Input Current |
|-----------------------|------------------------------|----------------|-------------------|-----------------------|------------------------|---------------------------------|-------------------|------------------------------|
| <b>ALTV244</b>        | 4 amp                        | 24VAC          | 4                 | -                     | x                      | 3.5 amp                         | 5 amp/250V        | .9 amp                       |
|                       | 3.5 amp                      | 28VAC          |                   |                       |                        |                                 |                   |                              |
| <b>ALTV244CB</b>      | 4 amp                        | 24VAC          | 4                 | x                     | -                      | 2.5 amp                         | 5 amp/250V        | .9 amp                       |
|                       | 3.5 amp                      | 28VAC          |                   |                       |                        |                                 |                   |                              |
| <b>ALTV244175</b>     | 7.25 amp                     | 24VAC          | 4                 | -                     | x                      | 3.5 amp                         | 10 amp/250V       | 1.5 amp                      |
|                       | 6.25 amp                     | 28VAC          |                   |                       |                        |                                 |                   |                              |
| <b>ALTV244175CB</b>   | 7.25 amp                     | 24VAC          | 4                 | x                     | -                      | 2.5 amp                         | 10 amp/250V       | 1.5 amp                      |
|                       | 6.25 amp                     | 28VAC          |                   |                       |                        |                                 |                   |                              |
| <b>ALTV244300</b>     | 12.5 amp                     | 24VAC          | 4                 | -                     | x                      | 3.5 amp                         | 15 amp/32V        | 2.7 amp                      |
|                       | 10 amp                       | 28VAC          |                   |                       |                        |                                 |                   |                              |
| <b>ALTV244300CB</b>   | 12.5 amp                     | 24VAC          | 4                 | x                     | -                      | 2.5 amp                         | 15 amp/32V        | 2.7 amp                      |
|                       | 10 amp                       | 28VAC          |                   |                       |                        |                                 |                   |                              |

### **Specifications:**

- Surge suppression.
- AC power LED indicator.
- Power ON/OFF switch
- Unit maintains camera synchronization.
- Ease of installation saves time & eliminates costly labor.
- Spare fuses included (on fuse protected models).

### **Enclosure Dimensions:**

ALTV244, ALTV244CB, ALTV244175,  
ALTV244175CB, ALTV244300 and ALTV244300CB  
8.5”H x 7.5”W x 3.5”D

### **Installation Instructions:**

1. Mount unit in desired location.
  2. Slide switch SW1 to OFF position (Models ALTV244 and ALTV244CB), (Fig. 1, pg. 3).  
Turn main switch on all other models to the OFF position.
  3. All units are factory set for 24VAC operation.  
For 28VAC operation, adjust unit prior to mounting and applying power as follows: Change the wire position so that the black wire [28V] is connected to the terminal marked [P] and the yellow wire [24V] is connected to the terminal marked [S].
  4. Connect AC power to the black and white flying lead of the transformer (Fig. 1, pg. 3).  
Use 18 AWG or larger for all power connections (Battery, AC output).
  5. Measure output voltage before connecting devices. This helps avoid potential damage.  
Terminals marked [1P - 4P] are positive (+) and terminals marked [1N - 4N] are negative.
- CAUTION: Determine the maximum operating voltage of the equipment being powered before adjusting the output voltage.**

6. Connect devices to terminals marked [1P - 1N through 4P - 4N] on PD4/PD4CB board carefully observing correct polarity (*Fig. 1, pg. 3*).
7. Slide switch SW1 to ON position (Models ALTV244 and ALTV244CB), (*Fig. 1, pg. 3*).  
Turn main switch on all other models to the “RESET” (ON) position.
8. Green LED will illuminate when unit is powered.
9. Upon completion of wiring, secure enclosure door with screws (supplied).

**Caution: Equipment to be installed / serviced by authorized / trained personnel only.**

**Shut branch circuit power before installing / servicing equipment.**

**WARNING: To reduce the risk of fire or electric shock, do not expose the unit to rain or moisture. This installation should be made by qualified service personnel and should conform to all local codes and in accordance with the National Electrical Code.**

### **Terminal Identification:**

#### **PD4/PD4CB - Distribution Module**

|         |                     |
|---------|---------------------|
| 1P - 4P | Positive AC output. |
| 1N - 4N | Negative AC output. |



The lightning flash with arrow head symbol within an equilateral triangle is intended to alert the user to the presence of an insulated “DANGEROUS VOLTAGE” within the products enclosure that may be of sufficient magnitude to constitute an electric shock.



The exclamation point within an equilateral triangle is intended to alert the user to the presence of important operating and maintenance (servicing) instructions in the literature accompanying the appliance.

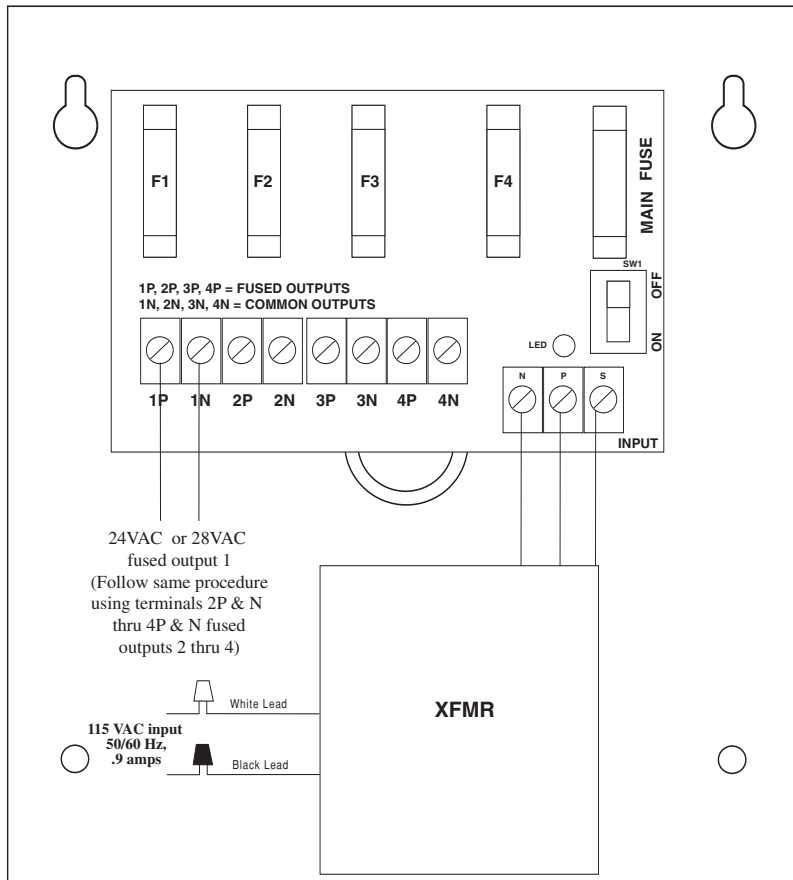


**CAUTION**  
RISK OF ELECTRIC SHOCK  
DO NOT OPEN

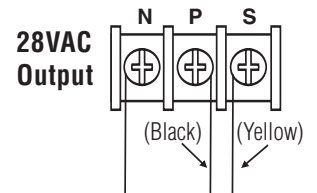
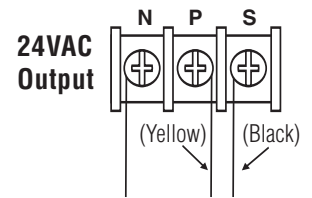


**CAUTION:** To reduce the risk of electric shock do not open enclosure. There are no user serviceable parts inside. Refer servicing to qualified service personnel.

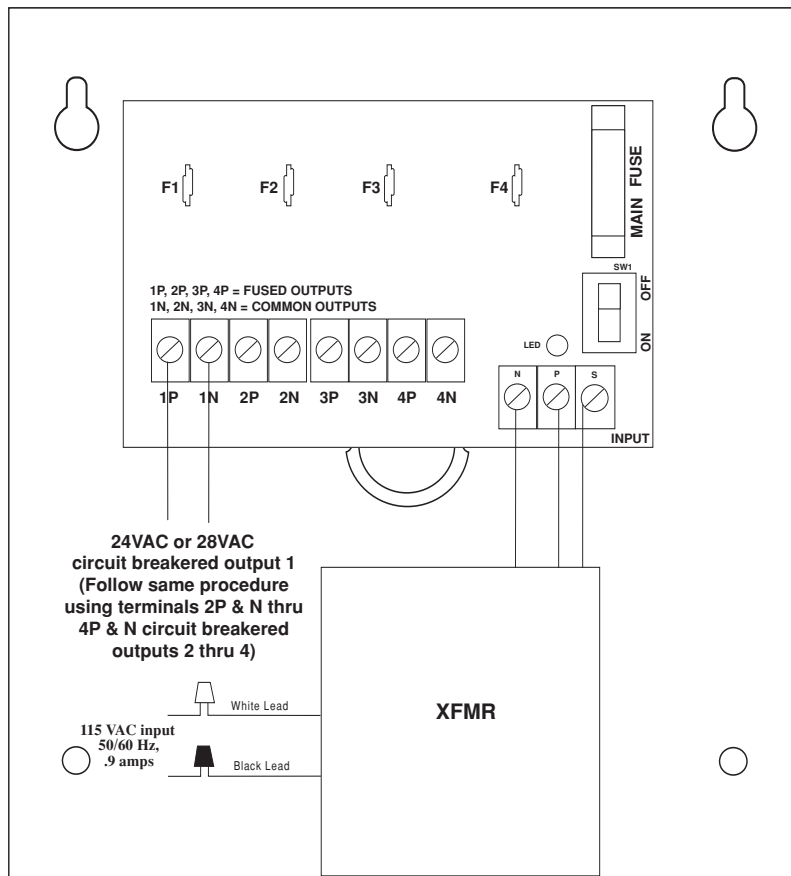
# ALTV244



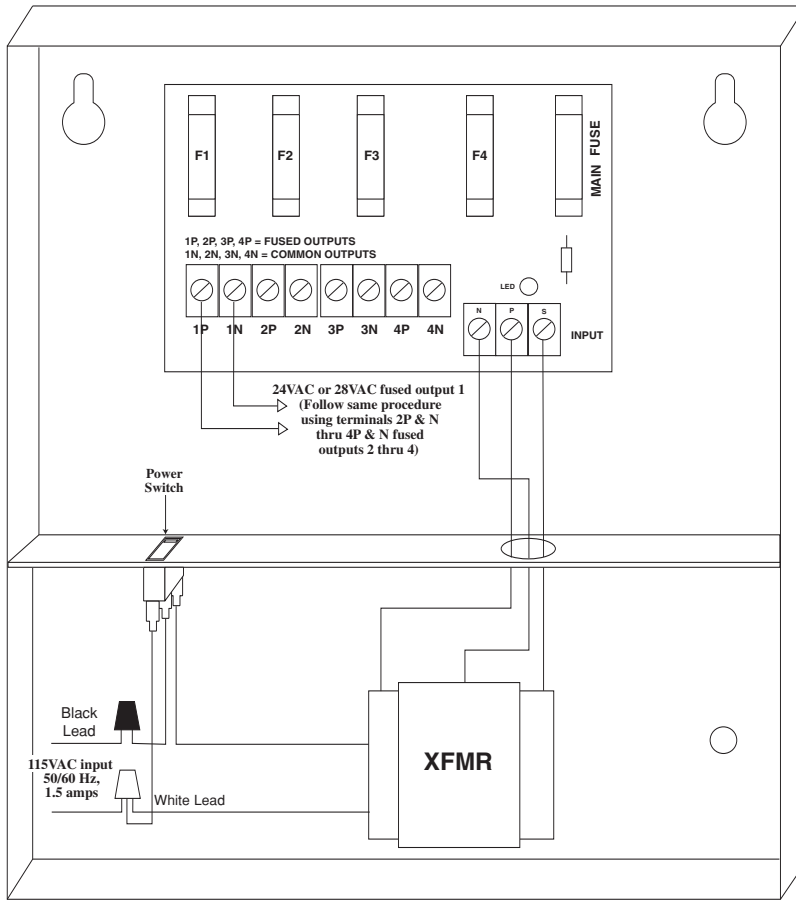
## Voltage Selection Configuration



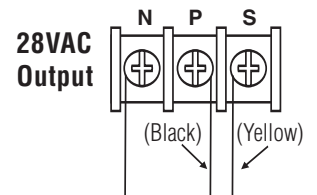
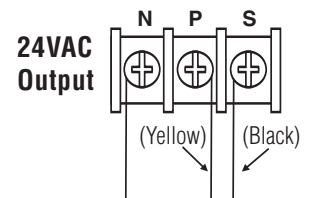
# ALTV244CB



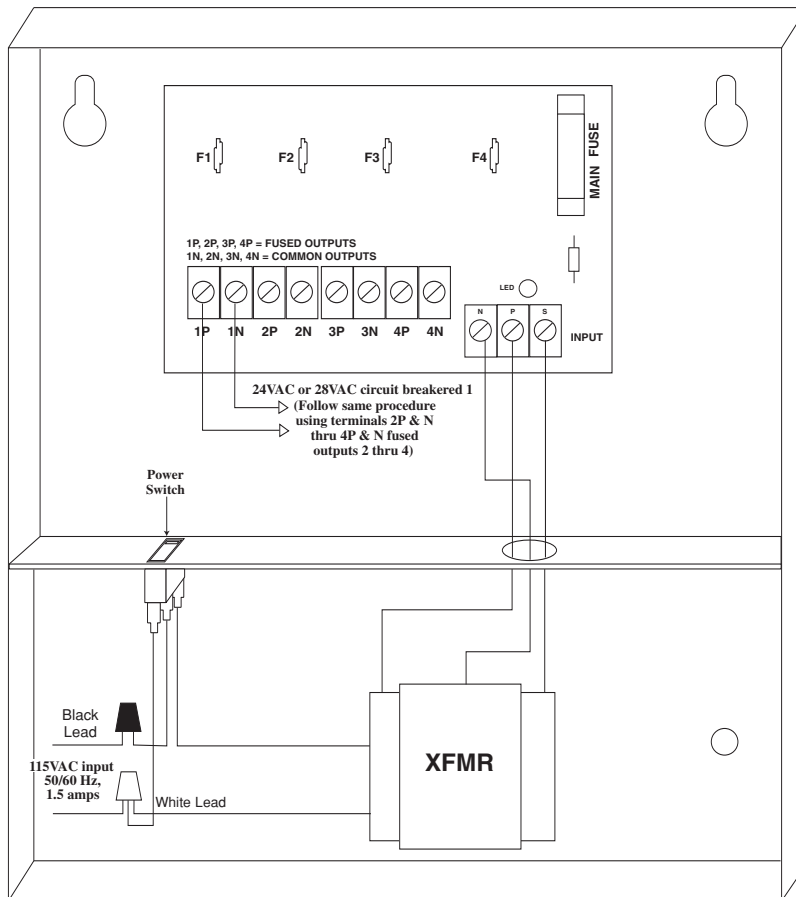
**ALTV244175**



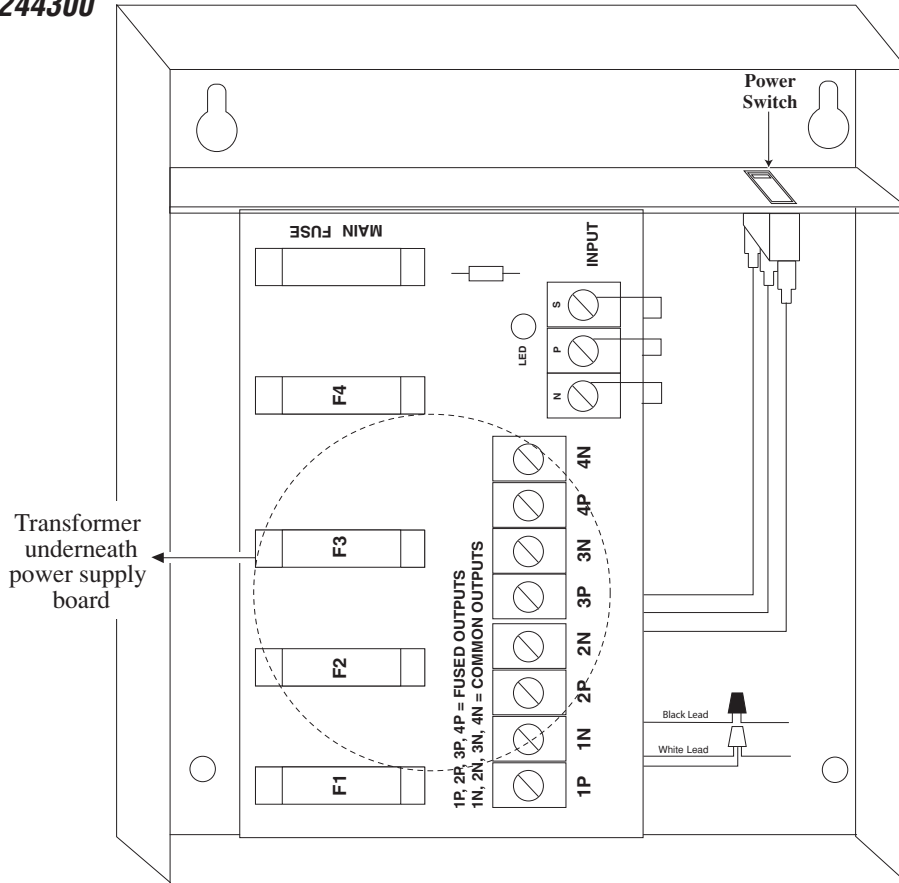
**Voltage Selection Configuration**



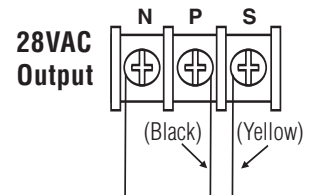
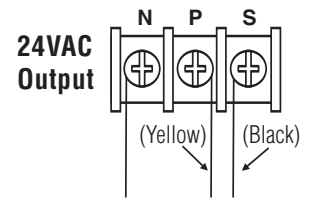
**ALTV244175CB**



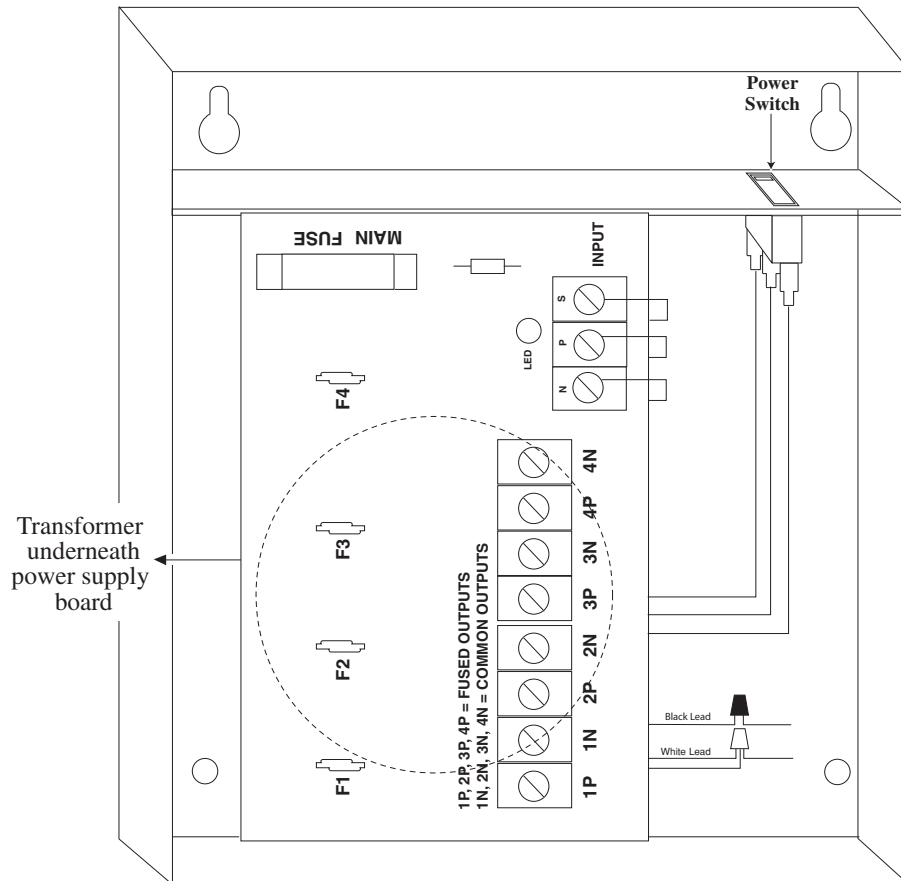
**ALTV244300**



**Voltage Selection Configuration**



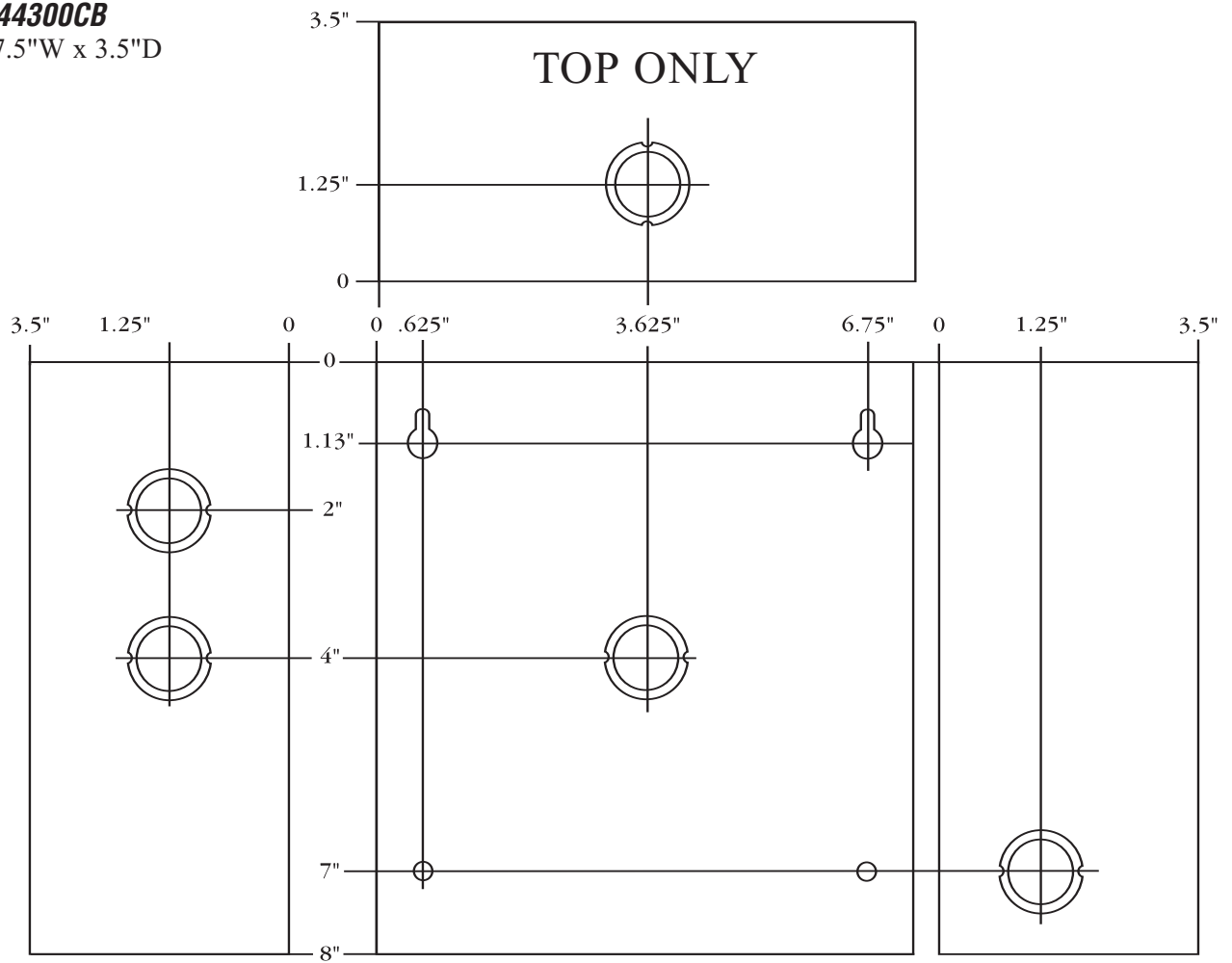
**ALTV244300CB**



**Enclosure Dimensions for:**

- **ALTV244**
- **ALTV244CB**
- **ALTV244175**
- **ALTV244175CB**
- **ALTV244300**
- **ALTV244300CB**

8.5"H x 7.5"W x 3.5"D



## **Notes:**

Altronix is not responsible for any typographical errors.

---

Altronix Corp.  
140 58th Street, Brooklyn, New York 11220 USA, 718-567-8181, fax: 718-567-9056  
web site: [www.altronix.com](http://www.altronix.com), e-mail: [info@altronix.com](mailto:info@altronix.com), Lifetime Warranty, Made in U.S.A.  
III1ALTV244Series B07E

